










Farm Stick Puppets

Simply cut out the pictures,
attach to craft sticks and use to
tell and re-tell farm stories.



YOU ARE JUST WRITE!

Begin at the picture and trace the line all the way to the right side of the paper.



Farm Animals

Name the farm animal then trace each letter of the word. Make sure to say the letter name aloud as you are tracing it.



chick



hen



goat





pig



sheep





horse





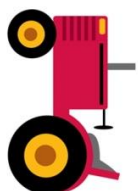
FARM PUZZLES

Print the puzzle on cardstock. Cut it apart and then have your little one put them back together.



Farm patterns

Can you complete each pattern using the animals at the bottom of the page?



Scissor

Practice

Practice cutting skills by cutting from the edge of the paper to the animals. Be careful NOT to cut the animals!



HOW MANY?

Count the item and practice writing the correct number




1 1 1 1 1




2 2 2 2 2




3 3 3 3



4 4 4 4 4



5 5 5 5 5



6 6 6 6 6

Animals by Size

Cut out the farm animals and glue them in order from shortest to tallest.

